

GRAMMAR & WRITING BOOKLET



GRADE 2

S. Y. 2021-2022

1st Semester

Student's Name:

Grade 2:

Table of Contents

Topics	Pages
Lesson 1: Sentences	3-4
Lesson 2: Subjects	5-6
Lesson 3: Predicates	7-8
Lesson 4: Declarative and interrogative Sentences	9-10
Lesson 5: Imperative and Exclamatory Sentences	11-12
Lesson 6: Nouns	13-14
Lesson 7: Proper Noun	15-16
Lesson 8: Singular and Plural Nouns	17-18

Topics: Proof Reading	Pages
Lesson 1: Proof Reading Marks	27
Lesson 2: Anthony Visits Nick	28
Lesson3: The Beach	29
Lesson 4: Allan's Summer Vacation	30
Lesson 5. A Day At The Zoo	31
Lesson 6: Clarence Rodeo Day	32
Topics: Writing	
Lesson 1: Personal Narrative	33-34
Lesson 2: Expository Nonfiction	35-36
Lesson 3: Realistic Fiction	37-38
Lesson 4: Brief Report	29-40



Topics: Handwriting	Pages
Lesson 1	45
Lesson 2	46
Lesson 3	47
Lesson 4	48
Lesson 5	49
Lesson 6	50
Lesson 7	51
Lesson 8	52
Lesson 9	53

Name: _____

Date: _____

Lesson 1: Sentences

A. Find the sentence. Circle the sentence.

1. I have two cousins.

two cousins

2. went swimming

The boys went swimming.

3. the fair

We went to the fair.



B. Write each sentence on the line.

Begin and end the sentence correctly.

4. we ate strawberries

5. the boys built a clubhouse

6. the goose chased Juan Ramón

Name: _____

Date: _____

Put each group of words in order to make a sentence.

1. are blooming. The roses



2. are singing Some birds

Find the sentence. Write it on the space provided.

**1. The birds in the house.
We look at the birds.**

**2. Zack runs fast.
Zack on a ladder.**

**3. The spider in the web.
The spider spins a web.**


Name: _____

Date: _____

Lesson 2: Subjects

A. Underline the Subject in each sentence.


1. The planets are far away.
2. The sun is a ball of gas.
3. Astronauts wear space suits.
4. Three astronauts landed on the moon.
5. The moon has craters.



Write a subject to complete each sentence.
Use a subject from the box.

The moon An astronaut Spaceships

6. _____ are faster than airplanes.
7. _____ looks like a face.
8. _____ walks on the moon.



Name: _____

Date: _____

**Write four sentences about the planets or space travel.
Use words from the box or words of your own.
Circle the subject in each sentence.**

Jupiter sun rocket ship astronauts
Earth Mars moon shuttle

1 _____

2 _____

3 _____

4 _____

5 _____



Name: _____

Date: _____

Lesson 3: Predicates

A. Write the predicate of each sentence.

1. My family looks for butterflies.



2. I see big yellow ones.

3. Mom points to little red ones.

B. Write a predicate to complete each sentence.

Use a predicate from the box.

is in second grade look for rocks

4. Rosa and her dad _____

5. Rosa _____



Name: _____

Date: _____

A. Circle the Subject and underline the Predicate in each sentence.

1. Mark studied about plants in the school.
2. The class had a little garden.
3. Plants are interesting.
4. The seeds grow fast.
5. Sunlight comes through the windows.

B. Underline the Predicate in each sentence.

1. Our family hiked up a mountain.
2. The trail was hard.
3. Dad and I climbed very high.
4. I got very tired.
5. My dad helped me a little.
6. He gave me some water.
7. The view was great.
8. The ground looked faraway.
9. Everyone climbed down slowly.
10. The whole family sits and rests.



Name: _____

Date: _____

Lesson 4: Declarative and Interrogative Sentences

Write each sentence correctly.

1. cactus plants grow in the desert

2. lizards like the warm sun

3. do rattlesnakes scare people

4. jack rabbits eat plants

5. why does a coyote howl

B. Write D for Declarative and I for interrogative.


_____ 1. The jack rabbit runs to the woods.

_____ 2. Does the coyote hunt for food?

_____ 3. The rattlesnakes look for a cool place.

_____ 4. Do you like to visit the desert?

_____ 5. I visited a desert last month.



Name: _____

Date: _____

I. Circle the correct Declarative or Interrogative in each pair of sentence.

1. Do you like the desert?

do you like the desert

2. It is dry in the desert

It is dry in the desert.

3. Why is it dry in the desert?


why is it dry in the desert.

4. Rattlesnakes live in the desert.


rattlesnakes live in the desert?

5. What other animals are in the desert?

What other animals are in the desert?



Write a statement and a question about the picture below.



Name: _____

Date: _____

Lesson 5: Imperative and Exclamatory Sentences

Write C if the sentence is a command.

Write E if it is an exclamation.

_____ 1. Knock on the door.

_____ 2. Come in the house.

_____ 3. Wow! That rainbow looks awesome!

_____ 4. Please lift that rock.

_____ 5. Ants are wonderful creature!



Write each sentence correctly.

6. push the rock

7. choose the strongest animal

8. Ant is really strong

Name: _____ Date: _____

A. Mark the correct sentence in each group.

- 1. Close the door.
 close the door
 Close the door

- 2. That is amazing
 That is amazing!
 that is amazing

- 3. Do your best.
 Do your best
 do your best.

- 4. Pick the best color.
 Pick the best color
 pick the best color.

- 5. Ouch! That really hurts!
 ouch! That really hurts
 Ouch That really hurts

B. Write 2 imperative sentences and two exclamatory sentences.

1	
2	
3	
4	

Name: _____

Date: _____

Lesson 6: Nouns

Circle the Noun in each sentence.

The ice breaks.

The dogs walk together.

The man gets out.



Choose a noun in () for each sentence.

Write the sentence.

There are all kinds of (**dogs** **says**).

Some dogs have short (**very** **tails**).

Most dogs have sharp (**keep** **teeth**).

Some dogs swim in old (**old** **lakes**).

Many (**people** **know**) like dogs.

Name: _____

Date: _____

Lesson 6: Nouns


A. Write the noun in each sentence.

1. The boy was waiting.

2. A goose clucks noisily.

3. There is a river near here.

4. The barn is large and red.



B. Write *Person, Place, Animal* or thing to tell what kind of noun is the underlined word in each sentence.

1. Mike got a puppy.

2. They walk in the park.

3. The puppy is a friend for Mike.

C. Write each noun under the proper heading.

Maria	table	school	Riyadh
cat	Ahmad	books	Ahmad


people	things	animals	places

Name: _____

Date: _____

Lesson 7: Proper Nouns

**Write the sentences.
Capitalize the proper nouns.**



1. Mr. lincoln was born on february 12, 1809.

2. He moved to indiana as a boy.

3. willie and tad visited abe's office.

4. mr. lincoln tried to stop the civil war.

5. He signed a new law on january 1, 1863.

6. The civil war ended in 1865.

Name: _____

Date: _____

Lesson 8: Singular and Plural Nouns

**A. Underline the singular noun in each sentence.
Circle the plural noun.**

1. The girls shared an orange.
2. The farmer picked the oranges.
3. The oranges were sold at the store.

**B. Choose the correct Plural noun in ().
Write the sentence.**

4. Trees grew near the (lakeses, lakes).

5. The hurricane harmed the (forestes, forests).

6. Oranges were packed in (boxs, boxes).



Name: _____

Date: _____

A. Add -s or -es to each singular noun. Write the plural form on the space provided.

- 1. tree- _____

- 2. bus- _____

- 3. shoe- _____

- 4. fox- _____

- 5. orange- _____

- 6. box- _____

- 7. lamp - _____

- 8. dish- _____

- 9. dress- _____

- 10. beaver- _____

B. Mark the letter of the correct noun to complete each sentence.

1. All countries may have not enough _____.

resources

resourceces

2. The _____ grow on the tree.

orangeses

oranges

3. We picked the fruit on the _____

trees

treeeses

4. Bird perch in the _____.


branchs

branches

5. They put the fruit in _____.

boxs

boxes




Name: _____

Date: _____

Lesson 9: Plural Nouns That Change Spelling

Circle the plural nouns in each sentence.

1. The horses made noise with their feet.
2. Geese can swim with the ducks.
3. Mice come into the houses in winter.
4. The tigers have sharp teeth.
5. The children play with the kitten.



Change the underlined noun to mean more than one.
Write the plural noun on the line.

4. The band has no woman.

5. The child followed the boy with the flute.

6. The animals used their tooth.

Name: _____

Date: _____

Lesson 9: Plural Nouns That Change Spelling

Write the plural noun for each singular noun.

1. wolf

2. man

3. tooth

Write the plural form of the noun inside the () to complete each sentence.

1. All the _____ (**mouse**) eat the cheese.

2. The flock of _____ (**goose**) flew by earlier.

3. Do chicken and ducks have _____ (**tooth**).



4. The _____ (**wolf**) cannot live alone, they live in packs.


5. Foxes' nests are made of dried branches and _____ (**leaf**).

Name: _____

Date: _____

Lesson 10: Possessive Nouns

Add 's or ' to each noun in ().
Write the words on the line.



1. two (snakes) holes

2. the (mouse) tail

3. many (animals) noises

Add 's or ' to the underlined word.
Write the sentence on the line.

4. Most crows feathers are black.


5. An armadillo shell protects its body.

6. Coyotes howls are loud.

Name: _____

Date: _____

Name:  _____

Date: _____ 

Lesson 11: Verbs

Underline the Verb in each sentence.

1. John cuts the wood.
2. I paint the parts.
3. Emma pounds the nails.
4. We make a birdhouse.


Write the Verb in each sentence.

5. Rob finds some paper.

6. Cindy brings crayons.

7. Mia clears the table.

8. They draw a picture.



Name: _____



Date: _____



Lesson 11: Verbs

Underline the Verb in each sentence.

1. Alex plays with Robin.
2. Robin talks to Alex.
3. They help each other.
4. He sets the plant in the dark.
5. One plant grows tall.
6. All plants need light to grow.
7. Henry puts the plants under the sun.



Write the Verb in each sentence.

1. Ahmed finds a small piece of wood.
2. He sands the wood.
3. Next Ahmed cuts the edges.
4. He prints "The Best Dad" in black.
5. Then Ahmed wraps his gift.
6. Dad and Ahmed hug each other.


Name: _____

Date: _____

Lesson 12: Verbs with Singular and Plural Nouns

Underline the verb in () that completes each sentence.

1. Juno (draws, draw) a picture.
2. Mom and Dad (read, reads) the letter.
3. Juno and Sam (waits, wait) for the mail.
4. Grandma (send, sends) a photograph.



Write the verb in () that completes each sentence.

5. Grandma (visit, visits) us.

6. Ben and I (hugs, hug) her.

7. Ben (tell, tells) a joke.

8. Mom and Dad (laughs, laugh) too.

Name: _____



Date: _____



Lesson 12: Verbs with Singular and Plural Nouns

A. Circle the verb in the () that completes each sentence.


1. The students(**paints**, **paint**) a big picture.
2. Maria(**makes** **make**) a road.
3. Two boys(**adds**, **add**) cars and trucks.
4. Three girls(**colors**, **color**) the sky blue.
5. Abdullah(**uses**, **use**) yellow for a sun.
6. The teacher(**hangs**, **hang**) the picture on the wall.

Think of the things that you and your friend love to do.

My friend and I

My friend and I

My friend and I



Proofreading Marks

The mark	What it means	How to use it
	Delete: take out something here.	car y mufflers should shoud
	Insert: add something here.	You ^{are} afraid o ^f mice.
	Add space here.	Jugglers buy alot of eggs.
	No space: close the gap.	some ⁽ body
	Delete and close the gap.	the gir affe
	New paragraph here.	"Yes." said Jack. ^A "All right." said Jill.
	No paragraph: keep sentences together.	The meeting was brief. It lasted twenty minutes.
	Transpose: switch these things.	friends both were
	Change or insert this letter.	l ⁱ ke ^c succ ^e s
	Make this a capital letter.	old <u>dr.</u> <u>smith</u>
	Make this a small letter.	My U n ^u cle lost a S h ^s ovel.
	Spell it out.	His ² friends are Fido ^{&} Spot.
	Insert a period.	It was raining [.] I got wet [.]
	Insert a comma.	"London [,] England [,] " he said.
	Insert an apostrophe.	It's a dog's ['] life.
	Insert quotation marks.	"You're a pane ['] ," said the door.
	Is this correct? Check it.	Columbus sailed in <u>1942</u> . [?]

Name: _____



Date: _____



Editing: How many mistakes can you find?

Anthony Visits Nick

On sunday, Anthony went over to Nicks house to play basketball. They played a gam of one-on-one. Anthony made six baskets, bute nick made eight Nick was the winner. After the game, both boys whent in side to have some snack's and watch television.

Skills:

- λ capitalization
- λ possessive nouns
- λ spelling
- λ compound words



Name: _____

Date: _____

Editing: How many mistakes can you find?

The Beach

Do you no Ryan did last weekend. He went to the beach with his family. First, Ryan builded a huge sand castle. Then, he collect seashells and rocks After that, he goed swimming with his brother. Ryan has a wonderful time at the beach.

Skills:

- λ indention
- λ homophones (know/no)
- λ missing words
- λ punctuation
- λ irregular verbs
- λ verb tenses



Name: _____

Date: _____


Editing: How many mistakes can you find?

Allan's Summer Experience

allan went to austin texas in the summer. he like the liked the lakes there. He liked the mountains. He met mrs. larh for diner. they had a good time. Allan went to the university of texas at Austin. He like the campous. It's very big and neat.

Skills:

- λ capitalization
- λ spelling



Name: _____


Date: _____

Editing: How many mistakes can you find?

A Day At The Zoo

mrs sitler class go to the zoo last friday in oakland. The kids see monkey, tigers, birds, and snakes. Everybody have a good time the boys like the tiger, and the snakes most. the girl liked the birds, especiallyteh singing birds They was very tired but happi.

Skills:
λ capitalization
λ spelling



Name: _____

Date: _____

Directions: Read the story. Use proof reading marks to make corrections to the story.

clarence the cow hates rodeos. He especially Hates the cow roping part of rodeos Clarence has always wanted to be an ordinary cow why could he not spend his days out on the ranch Grazing on grass and hay Why did he have to be chased around an Arena by cowboys on horses trying to catch him and tie his legs together? His job was demeaning Every weekend the same thing, he is let out of the Shoot and chased down, tied up, and then let go.

one day Clarence decided that enough was enough? when they opened the shoot he did not come running out, he just sat down. The rodeo clowns pulled at his rope but he wouldn't budge the crowd was silent. They could not believe Their eyes. Clarence just sat there looking up at the clowns and the quite crowd.

finally, one of the Cowboys came over to the shoot? He grabbed the rope and tugged hard. Clarence jumped up and knocked the cowboy off his feet Before the cowboy could do anything clarence tied the Cowboy's hands and feet together and walked back into the shoot. That was Clarence's last rodeo. he now spends his days grazing at the ranch.

Name: _____

Date: _____

English Writing Sheet #1
Critical Thinking
Personal Narrative
(The Twin Club)

Things to remember when writing a personal narrative:

- **It tells about an interesting experience in the writer's life.**

Examples:

you and your best friend's memorable experience

a special trip with your family

your most unforgettable first day of school

- **It tells story using the words *I* and *me*.**
- **It provides details to make the event vivid.**
-descriptive words tell readers exactly what happen





Name: _____ Date: _____

Writing Prompt: Write a personal narrative about your *most unforgettable summer vacation*. Tell about the things you did and explain why it is memorable.

(Make your title striking)

Opening sentence tells who, what, when and where

Story has beginning, middle and end.

Self-Editing Checklist:
Did I narrate clearly my own experience?
Did I start and end my narrative properly?

Name: _____

Date: _____

English Writing Sheet #2
Expository Nonfiction
(Exploring Space)

Expository Nonfiction- tells **fact** about a topic.

Key features of Expository Nonfiction:

- gives information about a topic
- tells about real people, places and events
- uses facts and detail

Student Model:

<u>Subject</u>	The astronauts jobs in space.
Fact	Astronauts fly space craft.
Fact	Astronauts do experiments.
Fact	Astronauts fix problems.
Fact	Astonaut study life without gravity.

Astronauts in Space

The astronauts who travel in space have different jobs. Some fly the space craft, and others do experiments.

They have to fix problems. They study life without gravity. Being an astronaut is a hard work. Would you like to be an astronaut?



Name: _____ Date: _____

English Writing Sheet #3
Realistic Fiction
(Henry and Mudge)

Realistic Fiction- tells a story that could happen in real life

Key features of Realistic Fiction

- has setting and characters
- has realistic events
- has made up events that could happen in real life

Student Model:

A Night Camp

Saba and her parents had a night camp at the forest. During the night, Saba heard a sound and woke up. She woke up her parents. She thought a bear was scratching the top of the tent. Dad pointed to a tree branch rubbing against the tent. He told Saba that the wind was making sound. Saba wasn't afraid anymore and she thought that it was an amazing night.

Name: _____



Date: _____



Writing Prompt: Write a realistic fiction story using each picture. Make sure you have characters and settings.



(Title)



Name: _____

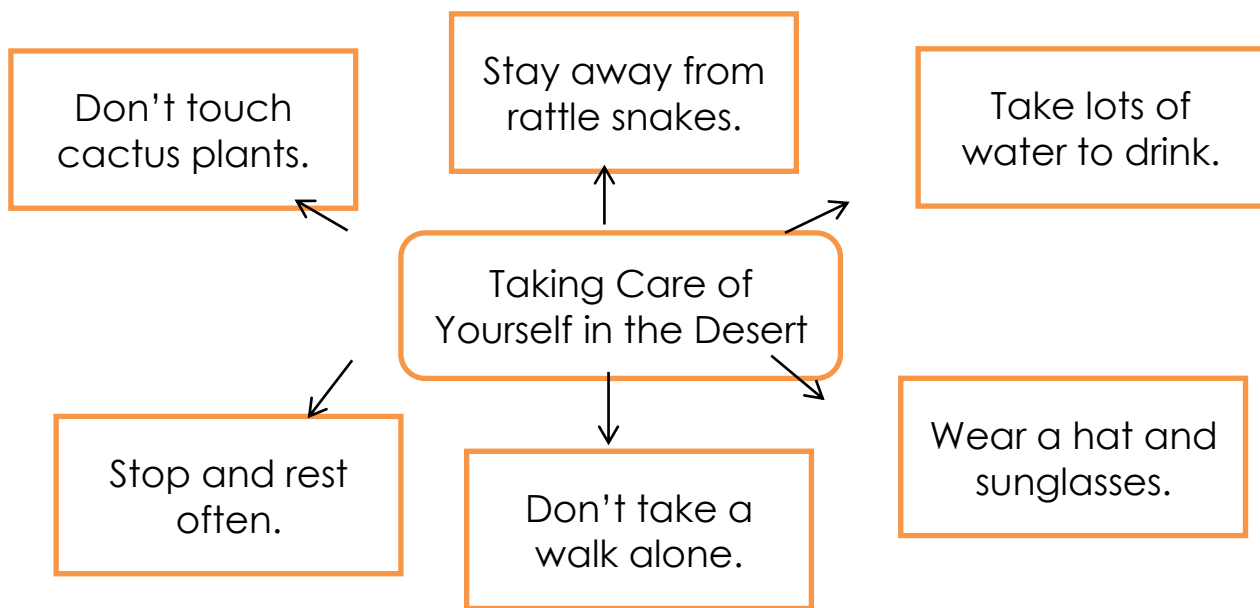
Date: _____

English Writing Sheet
Brief Report
A Walk in the Desert

Brief Report-a short informational article.

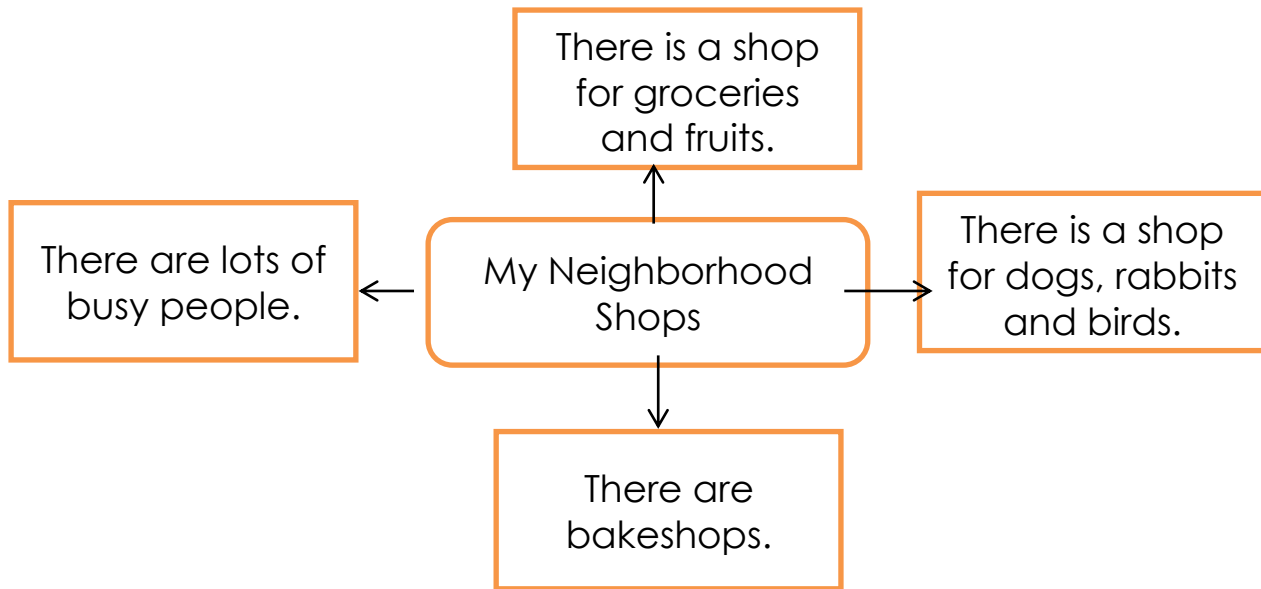
Key features of Brief Report:

- gives information about a topic (**main idea**)
- gives facts and details(**supporting details**) about a real-life topic
- presents information in an organize way



How to take care of yourself when you walk in the desert? When you explore the desert you have to take lots of water to drink. You have to wear a hat and sunglasses. You should stay away from rattlesnakes and shouldn't touch cactus plants. Stop and rest often. Most importantly, don't take a walk alone. **These are the ways on how to take care of yourself in the desert.**

Writing Prompt: Think of your neighborhood. Write a brief report about the shops in your neighborhood. Use the web to help you write your report.



People live above their shops in my neighborhood.

Handwriting practice lines consisting of multiple sets of three horizontal lines (top, middle, bottom) for writing.

Name: _____



Date: _____



English Writing Sheet #5
Play Scene
The Strongest One

Play Scene- is a part of a *play*, a story that is acted out

Key features of a play scene:

- Has characters who speak
- Character's name at beginning of each speech tells who says it

Student Model:

The Lion's Strength

Little Red Ant: Lion, do you have a strong roar?

Lion: It is true. My roar is strong.

Little Red Ant: Roar so I can hear.

Lion: Roar!

Little Red Ant: Wow, that was really loud. Are you the strongest of all?

Lion: Thorn is stronger than me. When I get Thorn on my paw, I can't walk.



Name: _____

Date: _____



Think about the questions Little Red Ant asks the characters in the play. Write a play scene in which the ant asks another animal about its strength.

Title: Who is the Strongest One?

Setting: At the desert

Narrator: The ant wanted to know who is the strongest, so he asked every animal he saw in the desert.

Ant : _____ are you the strongest one of all?

_____ :

Ant :

_____ :



<p>Self-Editing Checklist:</p> <p>Did I state the characters strength vividly? <input checked="" type="checkbox"/></p> <p>Did I use punctuations and capital letter properly? <input checked="" type="checkbox"/></p>

Name: _____

Date: _____

English Writing Sheet #6

Narrative Nonfiction

Tara and Tiree, Fearless Friends

Narrative nonfiction- tells about things that really happened.

Key features:

- tells a story about real people and event
- usually shows events in order they happened

Student Model:

One Good Deed

Yesterday, I was walking home from school. As I passed by the woods, I heard a sound of a crying bird. I looked around and saw a little bird fell from the nest. I picked it up and tried hard to put it back. I tried and tried but I can't make it. Good thing I saw my dad. I called him and asked for help. Dad climbed up the tree and put the little bird back.

Then, my dad and I headed home with a smile in our face. We saved that little bird that day.





Writing Prompt: Think about ways on how you can help your classmates or family members. Write a narrative nonfiction paragraph about the day you helped someone.




One Day Hero

by: _____



Handwriting practice lines consisting of multiple sets of solid top and bottom lines with a dashed middle line.



Name: _____

Copy the words on the line.

chop

desk

drum

tag

Copy the sentence on the lines.

You need to hop in the bathtub.

Cursive Writing: Trace and copy the sentence.

Aa

Bb

Cc

Name _____

Copy the words on the line.

spider _____

find _____

flight _____

wild _____

Copy the sentence on the lines.

— Hit the ball with your right hand. — — —

Cursive Writing: Trace and copy the sentence.

D d _____

E e _____

F f _____

Name:

Copy the words on the line.

sooner

hottest

fatter

busiest

Copy the sentence on the lines.

Today is hotter than Tuesday.

Cursive Writing: Copy the cursive letters on the line.

g

H h

l i

Name:

Copy the words on the line.

sleep

windy

teeth

party

Copy the sentence on the lines.

It is fun to fly kite on a windy day.

Cursive Writing: Copy the cursive letters on the line.

i i

K k

L l

Name:

Copy the words on the line.

bunch

wish

chase

math

Copy the sentence on the lines.

Does the bug bite itch?

Cursive Writing: Copy the cursive letters on the line.

M m

N n

O o i

Name _____

Copy the words on the line.

storm _____

corn _____

part _____

more _____

Copy the sentence on the lines.

The kittens were born last year.

Cursive Writing: Copy the cursive letters on the line.

Pp _____

h _____

Rr _____

Name: _____

Copy the words on the line.

She's _____

We're _____

They'll _____

It's _____

Copy the sentence on the lines.

— I think she's at the nature center. —

Cursive Writing: Copy the cursive letters on the line.

Ss

Tt

Uu

Name: _____

Copy the words on the line.

birth

dirt

nurse

girl

Copy the sentence on the lines.

Turtles are reptile.

Cursive Writing: Copy the cursive letters on the line.

U u

W w

X x

Name: _____

Copy the words on the line.

lunch _____

tune _____

story _____

note _____

Copy the sentence on the lines.

My sister wrote two stories.

Cursive Writing: Copy the cursive letters on the line.

Y y

Z z