



GRAMMAR & WRITING BOOKLET



©vivekart • illustrations01.com/213150

Grade 1
S. Y. 2021-2022
1st Semester

Student's Name:

Grade 1-





Grammar & Writing Booklet

Grade 1

1st Semester

TABLE OF CONTENTS

Grammar

Grammar Topics	Pages
1. Sentences	1-2
2. Subjects of Sentences	3-4
3. Predicates of Sentences	5-6
4. Declarative Sentences	7-8







TABLE OF CONTENTS

Writing

Writing Topics	Pages
-Part I:	
-Writer's Guide	13-14
- Proof Reading	15-16
1. Story	17-18
2. Fantasy Story	19-20
3. Short Poem	21-22
4. Personal Narrative	23-24
5. Realistic Story.	25-26
6. Composition.	27-28
Part II:	
- Handwriting	29-34

Part I

Grammar



Name: _____

Date: \ \

I. Grammar Booklet
1. Sentences

A **sentence** is a group of words that tells a whole idea.
Every sentence begins with a **capital letter**.
Many sentences end with a **period (.)**.

A. Find the sentence. Underline the sentence.

1. Jack the cat ran.
The cat.
2. for Jack.
I look for Jack.
2. The cat is in the sack.
is in a sack.
3. on my lap.
Jack sat on my lap.



B. Write each sentence correctly.

1. this is my cap

2. you can play with me

C. Check each complete sentence.

1. Pam has to go.
 not up here
 hat for Sam

2. Pat and Sam
 We jump down.
 is with you

3. Nan ran to me.
 up and down the mat
 Tan has

D. Circle the sentences that have the words in the right order.

1. Dan jumps over the hat.
2. it We over jump.
3. Pat tags Dan.
4. She plays tag, too.
5. ran Sam here back.

E. Finish each sentence. Use a group of words from the box. Write the sentence.

have two pets. two pets The pets

1. **We** _____

with the cat plays with the cat. Our dog

2. **The dog** _____

Name: _____

Date: \ \

2. Subjects of Sentences

A sentence has a **naming part**. It names a person, place, animal, or thing. The naming part tells who or what the sentence is about.

The kit can run.
↑
naming part

A. Circle the naming part in each sentence.

1. Jan helps the rabbit.
2. The cat sits in the grass.
3. The mom runs over.
4. They see an ant.
5. It digs up sand.

B. Write the naming part from the word box to complete each sentence.

The frog - The bird - The egg - The boy

1. _____ jumps on the log.
2. _____ has long beak.
3. _____ is in the nest.
4. _____ sits on the chair.



C. Complete each sentence. Write a naming part.

1. _____ is my best toy.

2. _____ is my best friend.

3. _____ is my best month.



D. Read the sentence. Write the naming part.

1. One duck swims in the park.

2. The park has a pond.

3. Pat watches the duck.



E. Write the naming part of each sentence.(choose from the given word/s).

The boy We

1. _____ plays the sax.

The girl The fish

2. _____ writes her home work .

Maria The cats

3. _____ dances too.

Name: _____

Date: \ \

3. Predicates of Sentences

A sentence has an **action part**. It tells what a person or thing does.

He walks my dog. → action part

A. Read the sentence. Circle the action part.

1. My dog barks.



2. Her bird sings a song.



3. The horse runs.



4. Jill rides a bike.

5. Nat rides the horse.

6. Mom feeds the ducks.



B. Look at each picture. Write the action part of each sentence.

1. The frog _____ . (eats - hops)



2. The bear _____ . (sleeps - flies)



C. Read the sentence. Write the action part.

1. The boy jumps in mud.

2. The cat licks its paw.

3. Nan rides a horse.




D. Complete each sentence. Write an action part.

1. A cow _____ .

2. A frog _____ .

3. A hen _____ .



E. Look at each picture. Write the action part of each sentence.

runs sleeps

1. The cat _____ .



sings flies

2. The bird _____ .



swims eats

3. The dog _____ .



Name: _____

Date: \ \

4. Declarative Sentences

A **telling sentence** tells something. It is **declarative sentence**.

It begins with a **capital letter**. It usually ends with a **period (.)**.

Wag is a little dog.



A. Put (T) by the Declarative sentence that is written correctly and (F) if it is written incorrectly.

1. The nest is in the tree. _____

2. the bird sits on the eggs _____




3. she pets the dog _____



4. The cow is black and white. _____

5. Dan sees a fox. _____



6. it is in the bag _____

7. The kit naps in a box. _____

B. Find the Declarative sentence. Write it on the given space below.

1. Rabbits eat carrots.

rabbits eat carrots




2. Monkey swings on trees.

monkey swings on trees



C. Write one sentence about deer.

Begin and end the sentence correctly.



D. Write each sentence correctly.

1. the fox is on a rock

2. it licks its lips

3. the kit sits up


Name: _____

Date: \ \

5. Interrogative Sentences

A **question** is a sentence that asks something. It is an **interrogative sentence**. It begins with a **capital letter**. It ends with a **question mark(?)**.

Where is my toy?



A. Write each question. Begin and end the question correctly.

1. do you see a lion

2. can the lion run



B. Find the question. Write the question.

1. What is in the tree?

Birds are in the tree


2. Are tigers big?

Tigers are big.



C. Circle the interrogative sentences. Underline the declarative sentences.

1. Is the hen white?



2. Can the duck fly?

3. That bird is big.

4. Can you see a duck?



5. Hippos hide in the water.

D. Write (Q) next to each question. Write (D) if the sentence is declarative.

1. Is the cat there?

2. The cat is not here.

3. Did the cat go up?

4. Did the cat come down?

5. I did not see that cat.

6. Where can it be?



E. Look at the words. Put them in order to write a question.

Begin and end each question correctly.

1. the nest what lives in

2. the nest where is

Name: _____

Date: \ \

6. Exclamatory Sentences

An exclamatory sentence is a sentence that shows strong feeling. It begins with a **capital letter**.

It ends with an **exclamation mark (!)**.

My cat must be lost!



A. Write each exclamation correctly.

1. the bird fell out of its nest

2. the bird is hurt

3. We should help it

4. it is flying again



B. Circle the exclamations.

1. Come here, quick!
2. What is it?
3. Look at that!
4. What a good cat you are!
5. Where did the little cat go?
6. Grab the cat!

**C. Write each sentence correctly. Begin with a capital letter.
Add the end mark written in ().**

1. she can use my book (period)

2. where did it go (question mark)

3. look at it (exclamation mark)

D. Read each pair of sentences.

Write the exclamation sentence on the line.

1. The hippo sat in the mud. The hippo is big!

2. Where is the hippo? Look at it !

Part II

Writing



Name: _____

Date: \ \

Part I: Writer's Guide 1

Good writers tell about an **idea**. All sentences should **focus** on this idea.

This sentence tells an idea about the picture below.



We have fun at the beach.



A. Read the sentences. Circle the sentence that does NOT belong.

1. The zoo has many animals.
2. I see a bird in my yard.
3. A lion lives at the zoo.
4. Our class goes to the zoo.



B. Finish the sentence below. Write another sentence about this idea.

At the beach, we like to _____



Writer's Guide 2

Put your ideas in the right **order**. That way, your **paragraphs** will make sense.

Lori gets up. She gets dressed. She eats her breakfast. Then she takes the bus.



©BSP Design Studio * IllustrationOf.com/1050115

C. Write a number to show the order of each step.

..... The boy waters the plant.

..... The boy digs.

..... The boy plants seeds.



- Which sentence tells what will happen next?
Circle the sentence.

-The boy plays with his dog.

-Soon a flower grows.

D. Add two words from the box to finish the sentence.

eats skates cold hot

Jane on the ice.



E. Match a word from the box with each picture.







1. _____

2. _____



tiny bright

Proofreading Marks (1)

Proofreading Marks	
	New Paragraph Clean the cage. [#] After cleaning the cage, remember to feed the bird.
	Close Up Amrit built a new dog [⌒] house.
	Insert Space Mia does not have a house [#] for her dog.
	Transpose Do you think dogs or cats make pets [⌒] better? (tr)
	Spell Out I have [Ⓢ] 2 cats. (sp)
	Capitalize Juan's cat is named ^{Cap} banjo.

A. Match the proofreading marks with their meanings:

a. Spell out



b. Insert space



c. Close up



d. Capitalize



B. Proofread the following sentences. Correct the mistakes.

1. tom went to the park last week.
2. Ted sees a nestfall from a tree.
3. Ted picks up the nest.
4. We have 3 toys.

Proofreading Marks (2)

	Lowercase Abby's cat is named Frisky. lc		Delete or Take Out Lawanda doesn't have any any pets.
	Insert Word(s) Derek likes to take ^{his cat for} walks.		Insert Quotation Marks Li said, "I wish I had a horse."
	Insert a Period Curtis just got a new puppy.		Insert a Comma Juli's dog likes dog toys, treats, and going for walks.

A. Match the proofreading marks with their meanings:

a. Insert a comma



b. Insert word(s)



c. Insert a period



d. Delete or Take Out



B. Proofread the following sentences. Correct the mistakes.

1. Dad got a tall bag
2. We met Dad at the
3. Sarah likes to eat banana orange apple.
4. I will rush walk home.

Name: _____

Date: \ \

1. Story

Key Features of a Story.

- The story has characters and tells what they do.
- It is made of sentences.

A. Write a short story about going to the zoo by answering the following questions. Rewrite the answers in the story chart.

1. Where do you like to go?

2. What animals do you like to see there?

3. Which animal do you like to feed?

4. How do you feel about this visit?



Story Chart

Title:

Setting:

Characters:



Beginning:

Middle

End of Story:

Name: _____

Date: \ \

2. Fantasy Story

Key Features of a Fantasy Story.

*Characters and events are made up.

*Characters do things that real people and animals cannot do.

A. Use the following questions to guide you by choosing the correct answers. rewrite the answers in the story chart.

1. My favorite superhero is

- a. dog b. Superman

2. He fights

- a. good people b. bad people

3. He is too

- a. friendly b. scary

4. I like his

- a. bad actions b. brave actions



Story Chart

<u>Title</u>
<u>Character</u>
<u>Beginning</u>	_____ ----- _____ ----- _____
<u>Middle</u>	_____ ----- _____ ----- _____ ----- _____
<u>End of Story</u>	_____ ----- _____ ----- _____



Name: _____

Date: \ \

3. Short Poem


Key features of a Short Poem.



*A short poem has words written in lines that may rhyme.



*It can describe something or can express feelings.

A. Make a short poem about our five senses by completing the short poem chart. Use the words and pictures to guide you.

Title of the short poem:(Two Little)

Two little _____ ,to  ,to **LOOK!** around.

Two little _____ ,to  ,to  each sound.

Two little _____ ,to  ,to  around.

Short Poem Chart

Title:

Handwriting practice lines consisting of four sets of three horizontal lines each (top solid, middle dashed, bottom solid).



Name: _____

Date: \ \

4. Personal Narrative

Key Features of a Personal Narrative.

*The narrative tells a story about a real event in the author's life.

*It tells how the author feels about the event.

A. Make a short personal narrative story about your first day at New Vision School by completion the personal narrative chart. Use the sentences and pictures to guide you.

Title of the personal narrative: (My First Day at School)

My first day at school was on \ \ 2015
I met my
I introduced
I got nice
My first day was



Personal Narrative Story Chart

Title	<hr/> <hr/> <hr/>
Beginning	<hr/> <hr/> <hr/> <hr/> <hr/>
Middle	<hr/> <hr/> <hr/> <hr/> <hr/> <hr/> <hr/>
End of Story	<hr/> <hr/> <hr/> <hr/> <hr/>



© BNP Design Studio * www.ClipartOf.com/1050158

Name: _____

Date: \ \

Part II: Handwriting (1)

-Copy the words. Write the letters in a proper way.

can ran bat sack mad

back cat dad at am sat

Handwriting (2)

-Copy the sentences. Write the letters properly.

Jim has a pet.

The cat is on a mat.

Name: _____

Date: \ \

-Copy the words. Write the letters the correct size.

pin six wig lip sit

mix fix in did hill zip

-Copy the sentences. Write on the lines.

Sam hid the mat.

You can sit here.

- Practice Writing Aa and Bb.

Aa Aa Aa Aa

Bb Bb Bb Bb

Name: _____

Date: \ \

-Copy the words. Write the letters the correct size.

mom mop got ox pop

lock hot pot rock fox

-Copy the sentences. Leave spaces between the words.

The fox is on top.

Ox gets a mop.

- Practice Writing Cc and Dd.

Cc Cc Cc Cc

Dd Dd Dd Dd



Name: _____

Date: \ \

-Copy the words. Write the letters the correct size.

nap naps hit hits win wins

fit fits run runs

-Copy the sentences. Write on the lines.

They see the kit.

Fox naps on the rocks.

- Practice Writing Ee and Ff.

Ee Ee Ee Ee

Ff Ff Ff Ff

Name: _____

Date: \ \

-Copy the words. Write the letters the correct size.

men bed ten jet net

bed hen red web leg

-Copy the sentences. Write on the lines.

We need ten sleds.

I made the bed.

- Practice Writing Gg and Hh.

Gg Gg Gg Gg

Hh Hh Hh Hh

Name: _____

Date: \ \

-Copy the words. Write the letters the correct size.

crust jump lump just trust

dusk hunt must bump

-Copy the sentences. Write on the lines.

I see the dust.

We must go on the bus.

- Practice Writing Ii and Jj.

Ii Ii Ii Ii

Jj Jj Jj Jj
