

*New Vision International School
Riyadh, Saudi Arabia*



Grammar Workbook

for Kindergarten 3



This workbook belongs to

Name: _____

K.G. 3 - _____

Name: _____

Level and Section: KG 3 - _____

Date: _____

Lesson 1: Using A and An



Uses of article A and An

✓ A is used before the word that begins with consonant letter (b, c, d, f, g, h, j, l, k, m, n, p, q, r, s, t, v, w, x, y, z) sound.

- a tree a snake a boy

An is used before the word that begins with vowel letter (a, e, i, o, u) sound.

- an apple an octopus an elephant

Directions: Circle the correct word inside the parenthesis.



1. [a - an] ink

6.  [a - an] girl




2. [a - an] van

7.  [a - an] tag




3. [a - an] cup

8.  [a - an] apple



4. [a - an] ox

9.  [a - an] umbrella



5. [a - an] envelope


10.  [a - an] jar

Lesson 1: Using A and An

Directions: Write a or an before each word.

1.

orange



9.

umpire



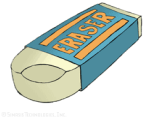
2.

boy



10.

eraser



3.

ant



11.

teacher



4.

zebra




12.

doctor



5.

hat



13.

igloo



6.

tiger



14.

flower



7.

monkey



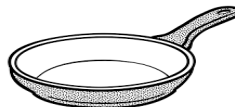
15.

ax



8.

pan



16.

seal



Name: _____

Level and Section: KG 3 - _____

Date: _____

Lesson 2: Using This and That

Use of This and That

✓ This is used to point to a person or thing that is near to the speaker.



• This is an apple.



This is my pencil.



✓ That is used to point to a person or thing that is far from the speaker.

• That is an apple.



That is my mom.



Directions: Circle the word of your choice inside the parenthesis.

1. [This - That] is a cat.



2. [This - That] is a tree.



3. [This - That] is my bag.





4. [This - That] is my teacher.



5. [This - That] is a balloon.



Directions: Write This or That on the line then circle an article inside the parenthesis.



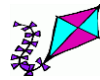
1. _____

_____ is [a - an] orange.



2. _____

_____ is [a - an] balloon.



3. _____

_____ is [a - an] kite.



4. _____

_____ is [a - an] umbrella.



5. _____

_____ is [a - an] elephant.

Lesson 2: Using This and That

Class Work: Write This or That and a or an on the line to complete the sentence.



1. _____ is _____ book.



2. _____ is _____ car.



3. _____ is _____ bird.



4. _____ is _____ egg.



5. _____ is _____ ax.



6. _____ is _____ octopus.

Name: _____

Level and Section: KG 3 - _____

Date: _____

Lesson 3: Naming Words

Naming Words

❖ name a person, place, things and animals

➤ Examples:



person - mother



place - school



thing - book



animal - lion



A. Directions: Identify if the given pictures are person, place, thing, or animal.

Write the answer on the blank.

1.



tiger

2.



playground

3.



pencil

4.



Mohammed

5.




girl


6.




computer

7.  _____


elephant

8.  _____

car


9.  _____

hospital


10.  _____

doctor


B. Circle the naming word that best describes the picture on the left.

1.  _____


person place thing animal

2.  _____

person place thing animal

3.  _____

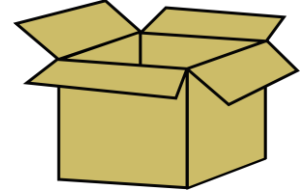
person place thing animal

4.  _____

person place thing animal

C. Directions: Circle the picture that best describes the naming word on the left.


place




animal



person



thing



Name: _____

Level and Section: KG 3 - _____

Date: _____

Lesson 4: Common and Proper Nouns

Common and Proper Nouns



❖ Common Noun - names any person, place, thing or idea. It begins with a small letter

➤ Examples:

- book

- father

- water

- day

❖ Proper Noun - names a special/ particular person, place, thing or idea. It is always capitalized.

➤ Examples:

- English

- Layan

- Canada

- Sunday

I. A. Directions: Identify if the following words are common or proper nouns. Write your answer on the blank.

1. Saif _____

2. truck _____

3. New Vision _____

4. Riyadh _____

5. house _____

6. store _____

B. Directions: Write the proper noun in each group on the lines.

1. May boy cap _____

2. friend classmate Abdulaziz _____

3. Dr. Smith mother desk _____

4. teacher apple California _____

5. school bus Math _____

C. Directions: Check the box if proper noun and cross out if common noun.

1. August

9. Sam

2. night

10. baby

3. National Park

11. street

4. sister

12. United States

5. glass

13. cat

6. Miss Fal

14. family

7. principal

15. Reema

8. table

16. Friday

D. Write the following proper nouns in correct form.

1. rover

2. saturday

3. january

4. king salman

5. dr. james

6. khalid

7. los angeles

8. eid holiday

9. mr. smith

10. uncle ted

Name: _____

Level and Section: KG 3 - _____ Date: _____

Lesson 5: One and More Than One

One and More Than One



❖ A noun/ naming word that names one person, place or thing is called a singular noun.

➤ Examples:

- apple - lizard - baby - rock









❖ A noun/ naming word that names more than one is called plural noun.
You can add -s or -es to form more than one.

❖ Add -es if the word ends in s, ss, ch, sh, x and z.

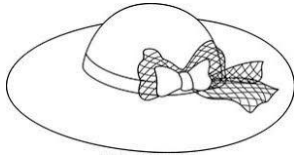
➤ Examples:

- tree - trees - boy - boys
- glass - glasses - bench - benches

A. Directions: Identify the picture and tell whether if it is one or more than one. Circle the picture if only one and color if more than one.


1 	2 	3 	4 
5 	6 	7 	8 

B. Circle the word that matches each picture.



hat

Hats



grape

grapes



bow

bows




sock

Socks



muffin

muffins




mitten

mittens



owl

Owls




tree

trees




dog

dogs




frog

Frogs



egg

eggs



flower

flowers

Name: _____

Level and Section: KG 3 - _____ Date: _____

Lesson 6: Using He, She, It

Using He, She and It

❖ He - refers to a man or boy



➤ Examples:

- dad - uncle - Wasem - brother

❖ She - refers to a girl or woman



➤ Examples:

- mom - aunt - sister - Lamar

❖ It - refers to a thing/object or animal



➤ Examples:

- bug - school - milk - eraser



A. Directions: Write he, she or it on the blanks.




















B. Look at the picture then color the word that matches each illustration.




he she it




he she it




he she it




he she it




he she it



he she it



he she it



he she it

Name: _____

Level and Section: KG 3 - _____

Date: _____

Lesson 7: Using We and They

Using We and They



❖ We - refers to many people including yourself



Examples:

- Dad and I

- Walid and I

- Uncle and I

- my brother and I

❖ They - refers to many people not including yourself



Examples:

- Mom and dad

- sister and brother

- aunt and uncle

- Lamar and Jana

A. Directions: Circle the word that matches the underlined words in the sentence.

1. My friends and I will go to the park. [We - They]

2. My classmates played soccer yesterday. [We - They]

3. Her cousins join the trip. [We - They]

4. My sister and I like to ride on a bike. [We - They]

5. His brother and I go to school together. [We - They]

6. The babies are drinking milk. [We - They]

7. My teacher and I study together. [We - They]

Name: _____

Level and Section: KG 3 - _____ Date: _____

Lesson 8: Using Is and Are

Using Is and Are



❖ Is - used to refer to only one noun or pronoun

➤ Examples:
- He/she/it - one leaf - one flower

❖ Are - used to refer to more than one nouns or pronouns

➤ Examples:
- They/we - classmates
- apples - friends

A. Directions: Look at the picture. Write is or are on the space provided.




















B. Circle the word that completes the sentence.

1. A cow  [is - are] fat.

2. Sam  and Tam  [is - are] friends.

3. Elephants  - are] big animals.

4. Mountains  - are] high.

5. A house  [is - are] a place to live in.

6. My friend,  Abdulelah [is - are] sad.

C. Fill in the blank with is or are to complete each sentence.

1. They _____ my father and mother.

2. He _____ good at Math.

3. We _____ in the same class.

4. She _____ a kind girl.

5. It _____ my English book.

Name: _____

Level and Section: KG 3 - _____

Date: _____

Lesson 1: Action Words



Uses of Action Words

✓ It is used to show one's action.

- jump
- dance
- walk
- skip
- write
- sing

Class Work: Circle the correct word inside the parenthesis.



1. [cry - smile]



6. [eat - drink]



2. [swim - walk]



7. [play - sleep]



3. [jump - fly]



8. [eat - cook]



4. [run - skip]



9. [listen - watch]



5. [write - talk]



10. [dance - sing]

Lesson 9: Action Words

Class Work: Identify the action shown in each picture. Choose the word from the box.

crawl	swim	cry	bark	drive
clean	teach	sing	climb	run

1.



6.



2.



7.



3.



8.



4.



9.



5.



10.



Name: _____

Level and Section: KG 3 - _____

Date: _____

Lesson 10: Action Words



Uses of Action Words with -s or -es

✓ Action Words with -s or -es is used when the subject is only one

Ex: Loui *drinks* milk every night.



✓ It is also used for pronouns He, She, It.

Ex: She *watches* news at night.



Class Work: Circle the correct action word to be used.

1. He [play - plays] blocks.




2. Mishal [catch - catches] the ball.



3. The horse [gallop - gallops] fast.



4. Noor [trace - traces] the dots properly.



© Can Stock Photo



5. My dad [sit - sits] on the couch.



6. She [wash - washes] her hands always.



7. Abdulilah [hit - hits] the ball hard.



8. Malak [carry - carries] her own bag.



9. The chef [chop - chops] the vegetables thinly.



10. My brother [splash - splashes] water on me.



11. He [sell - sells] an ice cream.



12. Sondos [goes - go] to school early.



13. My sister [wash - washes] the dishes.



14. Mom [cooks - cook] spaghetti.

Lesson 10: Action Words with s or es

B. Directions: Write the correct action word to complete the sentences below.

{ Remember: Add -es if the action word ends with o, s, sh, or ch. }



dress

1. Leyan _____ up with her favorite dress.



slide

2. Carlo _____ down carefully.



wake

3. Abdulmomen _____ up early.




ride


4. He _____ a bike to school.





paint


5. Felwah _____ beautifully.

6.  Dad push
_____ the car.

7.  Faisal draw
_____ well.

8.  Reem water
_____ the plant always.

9.  Mom go
_____ to market.

10.  Muhannad read
_____ stories well.

Name: _____

Level and Section: KG 3 - _____

Date: _____

Lesson II: Describing Words




Uses of Describing Words

- ✓ It is used to describe persons, places, animals, or things.
 - The flowers are beautiful.
 - My house is big.

A. Directions: Circle the correct adjective to describe the following pictures.



[hot - cold]



[small - big]



[rainy - sunny]



[hard - soft]



[happy - sad]



[funny - angry]




[sad - happy]



[rainy - cloudy]



[cold - hot]



[fast - slow]

Lesson II : Describing Words

B. Directions: Identify the correct describing words to describe the following pictures. Choose your answer from the box.

smooth tiny old fast tall
strong young wet windy funny

1. _____



6.



2. _____



7.



3. _____



8.



4. _____



9.



5. _____



10.



C. Directions: Circle the word that describes each picture to complete the sentence.



1. Chocolates are [sweet - sour].

2. Our house is [small - big].



3. The clock is [square - round].

4. The children are [happy - sad].



5. The clown is [funny - worry].



6. [Five - Four] monkeys on the tree.

7. The ants are [tiny - big].



8. The table is [light - heavy].

9. I drink [hot - cold] coffee.



10. My socks are [wet - dry].

11. The lemon is [sweet - sour].



© Can Stock Photo - 660128928

12. This rock is [smooth - rough].



13. The baby is [fat - slim].



14. [Three - Two] birds sit on a nest.

15. It is [sunny - windy].



Name: _____

Level and Section: KG 3 - _____

Date: _____

Lesson 12 : Sentence



Sentence

- ✓ It is a group of words that have a complete thought.
 - ✓ It begins with a big letter and ends with period (.).
- My mom is pretty. My sister is tall.

Class Work: Check the box that shows a sentence.

1. The bag is big.

is big

2. my pencil

Is this your pencil?

3. I am a boy.

a boy

4. in the garden

My dad is in the garden.

5. can nap

The cat can nap.

6. is hot

The sun is hot.

7. The turtle is slow.

The turtle

8. This car is new.

his car

9. round table

The table is round.

10. The weather is cold.

Cold weather

Lesson 12 : Sentence

Class Work: Look at the pictures below. Circle the correct box that tells something about the picture.



a. The rat hops.

b. The bunny hops.



a. I can dig.

b. I can water the plant.



a. My cap is blue.

b. My cap is red.




a. I love to nap.

b. I love to sit.



a. The little cat can catch.

b. The little cat can climb.



a. The moon is out.

b. The sun is out.



a. The bee is on the flower.

b. The ant is on the flower.



a. I see a rake on the table.

b. I see a cake on the table.



a. She plays under the tree.

b. She reads under the tree.



a. The cats are on the pond.

b. The ducks are on the pond.

Directions: Write the following sentences correctly.



1. she likes a pet fish



2. dad fixes the car



3. mom buys fruits



4. this is my kite
